

HRC SERIES


Rail croppers










The HRC-series hydraulic shear is used to efficiently cut tram, metro and railway tracks.

This tool can adjust to your needs, since it can be mounted on a 'normal' boom and a dipper boom. The whole attachment rotates 360°, making sure each cut is made with utmost precision!

It is equipped with a special Heavy Duty rotor that guarantees high reliability and durability, allowing easy positioning and accuracy.



RAIL CROPPERS			HRC-20R	HRC-26R	HRC-42R
	Excavator class ¹	t	15 - 22	22 - 34	34 - 52
	Weight	kg	2100	2680	4050
	Jaw opening	mm	185	225	240
	Working pressure	bar	320	350	350
	Oilflow	l/min	200 - 300	200 - 300	300 - 450
	Working pressure rotation	bar	140	190	190
	Oilflow rotation	l/min	10	35	35

¹ Recommended excavator / attachment combination

